

Create the Look



BRICK RANGE

BUILD YOUR DREAM WITH MIDLAND BRICK

Whether it's a contemporary house, terrace apartment or your very first family home, Midland Brick have the style to bring your dream to life.

Explore our collection and you will find one of the most innovative brick ranges available in New Zealand to complete your project.

CONTENTS

Classic Range	5
Aspire & Elan Ranges	7
Pearl Range	9
Euro Range	11
Estate Range	13
Manor Range	15
Render Brick & Painter Brick	17
Designa Schist	19



MANOR FLORENTINE LIMESTONE



ASPIRE HERITAGE RED



ESTATE PALM SPRINGS

ESTATE FOSSIL

THE BEAUTY OF BRICK IS NOW WITHIN YOUR REACH

Manufactured from natural clay and created with painstaking care and artistry.

With 7 distinct ranges and diverse palette of colours, there are numerous options for size, colour and texture, providing the artistic freedom to create a truly personal look.

Midland Brick cladding does more than just add beauty to a home.

TIMELESS ELEGANCE

A rich palette of colour and subtle textures work beautifully in both contemporary and traditional settings.



CLASSIC TERRACOTTA



EURO MODUS TORO

EURO MODUS NIEVE





EURO GRANDE GRIS

Colours shown are indicative only and should not be used for final selection

CLASSIC RANGE

True classics perfectly at home in both traditional and modern architectural styles.



48.5 bricks per square metre
230mm long x 76mm high x 70mm wide



CLASSIC RUAPEHU



CLASSIC TUSCAN



CLASSIC BANKSIA

Colours shown are indicative only and should not be used for final selection

ASPIRE RANGE

Clay bricks are a natural material, fired in a kiln, each with a unique character allowing for a very distinctive style - yours.



Aspire Range 70 Series
48.5 bricks per square metre
230mm long x 76mm high x 70mm wide

ELAN RANGE

Understated elegance where every day is a special occasion.
A distinctive collection celebrating classic architecture.
Elegant, formal and sophisticated.
Rich earthy tones in straight lines and a torn surface.



Elan Range 70 Series
48.5 bricks per square metre
230mm long x 76mm high x 70mm wide



ASPIRE HERITAGE RED



ASPIRE SUBIACO




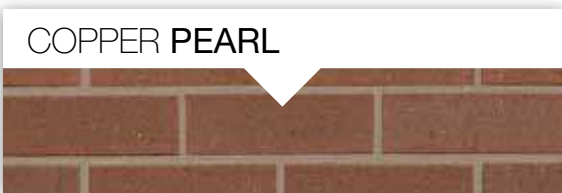


ELAN CLEVELAND

Colours shown are indicative only and should not be used for final selection

PEARL RANGE

With clean contemporary lines and even monochromatic colour, the Pearl Range will add individuality and flare to your next project.

Featuring a distinctive smooth face with a subtle cut finish and available in four modern colours.



Pearl Range 70 Series
48.5 bricks per square metre
230mm long x 76mm high x 70mm wide



COPPER PEARL



Colours shown are indicative only and should not be used for final selection

EURO RANGE

The contemporary face of brick. Sharp clean lines and smooth surfaces offered in two sizes. Perfect for modern architectural style.



Euro Modus
51 bricks per square metre
230mm long x 72mm high x 70mm wide



Euro Grande
32 bricks per square metre
230mm long x 122mm high x 70mm wide



EURO GRANDE BLANCO



EURO GRANDE GRIS (With Black mortar)



EURO GRANDE GRIS (With Grey mortar)

ESTATE RANGE

These colours offer designers versatility to contrast, compliment or focus on dramatic wall colour design.

ESTATE PALM SPRINGS



ESTATE PUMICE*



ESTATE FOSSIL



ESTATE SCORIA



ESTATE BLACKWELL



Estate Range 70 Series
32 bricks per square metre
230mm long x 119mm high x 70mm wide



*Pumice available from August 2016



ESTATE FOSSIL

ESTATE SCORIA



ESTATE PALM SPRINGS



Colours shown are indicative only and should not be used for final selection

MANOR RANGE

Warm and cool colours with the subtle textures of stone are captured perfectly in large format bricks, making these a natural choice for discerning homeowners.



Manor Range 70 & 90 Series
19.5 bricks per square metre
290mm long x 162mm high x 70mm wide
290mm long x 162mm high x 90mm wide*



*Available on consignment only



MANOR FLORENTINE LIMESTONE



Colours shown are indicative only and should not be used for final selection

RENDER BRICK

The look of plaster with the security of brick veneer.

Our Maxi Render Brick has been made specifically to be plastered over and in conjunction with our Clay Lintels provides an economical substrate.

The Maxi series, which comes in both 70mm and 90mm, provides a cavity between the brick veneer and the framing which allows for any moisture to escape giving you peace of mind in your plaster home.



Maxi Render Brick 70 & 90 Series
18.5 bricks per square metre
305mm long x 162mm high x 70mm wide
305mm long x 162mm high x 90mm wide



PAINTER BRICK

Even though Clay Bricks come in a variety of colours, textures and sizes, sometimes painting your bricks can create a cost effective and unique look.

We supply a variety of brick profiles suitable for painting in both single and double height.

Check availability with one of our representatives.



Smooth



Textured



Textured 120 High



NATURES DESIGNA SCHIST

There is nothing more durable, more natural or more breathtaking than stone produced by Mother Nature.

Introducing a modular stone system combining the ease of brick installation with the beauty of Natural Schist.

- Modular brick, block and panel systems already proven worldwide.
- Developed and tested for the New Zealand Market.
- Virtually maintenance and fade free; weather resistant and strong.
- Adds Value, Character and Natural Beauty.



AUTUMN HUE
Z Brick



AUTUMN HUE
External Corner Brick



GREY ALPS
Z Brick




GREY ALPS
External Corner Brick



SCHIST GREY ALPS



SCHIST AUTUMN HUE



SCHIST GREY ALPS

THINGS YOU NEED TO KNOW

IMPORTANT INFORMATION

- Clay fired bricks have natural variation in colour, finish and size. Midland Brick NZ recommends that all bricks be delivered at once for your project, from the same batch, to ensure colour consistency.
- We strongly recommend viewing of the product delivered to site prior to installation. If there are any concerns about colour or quality please contact your local distributor.
- Your bricklayer is a professional tradesman and should ensure that all product laid is of acceptable quality and blended from at least three pallets to provide consistency of colour and texture throughout the project. Product laid is deemed to be accepted.
- Midland Brick NZ does not warrant that their products will match the brochure or any particular sample or display, as the inherent variation in the manufacturing and printing process means these cannot be colour accurate.
- Some minor chipping and breakage can occur during delivery, offloading and installation of product. It is recommended this product is used for cuts and infills.
- Due to ongoing development Midland Brick NZ reserves the right to change or delete product lines and specifications without further notice.
- For any technical information please call your nearest distributor or refer to our website www.midlandbrick.co.nz

MAINTENANCE

Kiln fired clay brickwork has a long history as one of the most durable and versatile building materials, and subsequently, requires virtually no maintenance. However, as with all materials, brickwork can be subject to natural weathering such as rain, sun, wind and wind borne sea spray.

In order to maintain a functioning brick veneer cavity, it is important to ensure that all weep holes and vent holes are kept clean and free of debris and spiders.

For specific instructions for cleaning brickwork, visit the Midland Brick website and refer to the 'Fundamental Brick Veneer' technical brochure. This can be downloaded by visiting www.midlandbrick.co.nz



CHOOSE A MORTAR

Mortar comprises about 15% of a bricks wall surface and can dramatically change the overall appearance of your home simply by choosing a different mortar colour or joint style.



Mortar colour can be used to compliment or contrast with the brick. Complimentary tones give a more relaxed and harmonious feel, while contrasting mortar can be used to create a more formal, crisp and distinctive look.

Cream or off-white mortar is used to both highlight and contrast with red brick, or compliment the cool tones of cream bricks. For a maintenance free rendered look, oxide can be added to the mortar to match your bricks. This creates a very contemporary monochromatic finish.

Before you build your new home, discuss your ideas with your builder or a Midland Brick representative.

Common Mortar Colours

- Natural or Grey
- White or Off White
- Cream or Buff
- Coloured mortar to match the brick colour



CHOOSE A JOINT

The choice of mortar joint can be used to help create a casual, rustic or formal look to your home. Rolled joints create a clean contemporary finish and work well with nearly all brick styles.

Choosing a flush joint will give a flatter appearance and lighten the overall look of your brickwork. Whereas an inset, or square raked joint, can have a more dramatic effect by adding dimension and shadow to the look of your bricks.



contact us

Toll Free: 0800 MIDLAND (0800 643 5263)

Email: info@midlandbrick.co.nz

or visit our website at **www.midlandbrick.co.nz**

**Proudly 100%
NZ Owned &
Operated**



Head Office:

Midland Brick NZ
NZ Brick & Stone
8 Cowley Place, Rosedale,
Albany Auckland, New Zealand
Ph: 09 414 1075
Fax: 09 414 1073

Hamilton:

Midland Brick & Stone Display Centre
10 Karewa Place,
Te Rapa, Hamilton
Ph: 021 640 047

Lower North Island:

Creative Brick & Stone
NSG House, Ground Floor
69b Discovery Drive, Whitby
Ph: 04 234 6951

South Island:

Brick & Stone SI
35 Edmonton Rd, Hornby South
Christchurch, New Zealand
Ph: 03 349 5006
Fax: 03 349 5002

www.brickandstonesi.co.nz