


FIG. 107 WINDOW SILL OPTIONS

- NOTE: 1. Sill bricks and joints should be uniformly set out along the sill
 2. Natural stone may be cut to provide a continuous sill unit

Sill unit dimensions
(Length x Width)

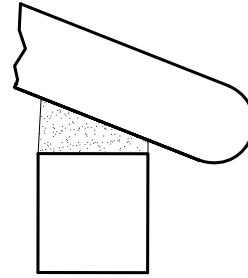


STANDARD 70mm BRICK


Sills to be a consistent slope and overhang

Finish to end:


- 1) Fill holes with mortar colour to match
- 2) Smooth plaster end
- 3) Glue 15mm slip to end
- 4) Complete sill may be plastered



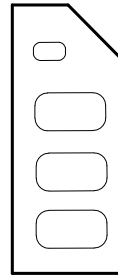
50mm CLAY BULLNOSE PAVERS (230mm x 114mm)



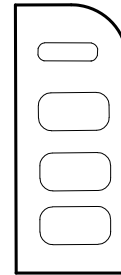
70 or 90mm CANT HORIZONTAL



70 or 90mm BULLNOSE HORIZONTAL

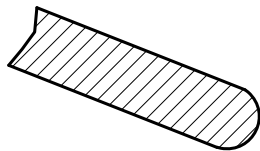


70 or 90mm CANT VERTICAL

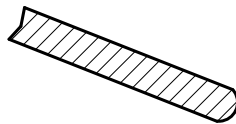


70 or 90mm BULLNOSE VERTICAL

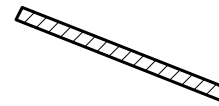
Note: Check availability of special shaped bricks prior to designing



40mm TERRACOTTA SILL TILE (200 x 205mm)



22mm TERRACOTTA SILL TILE (230 X 150mm)



CERAMIC TILE