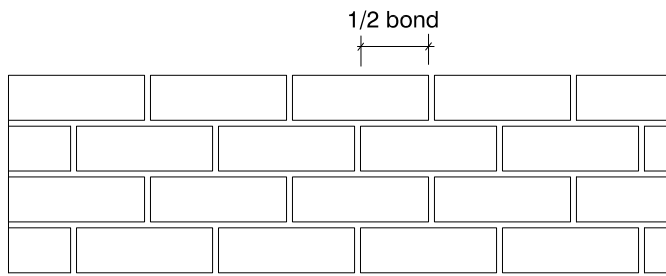
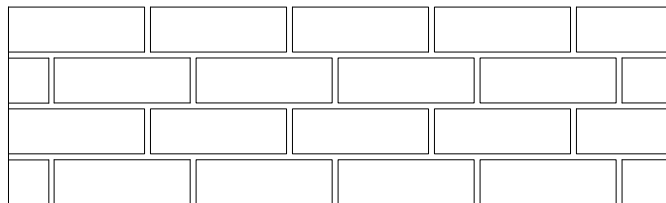


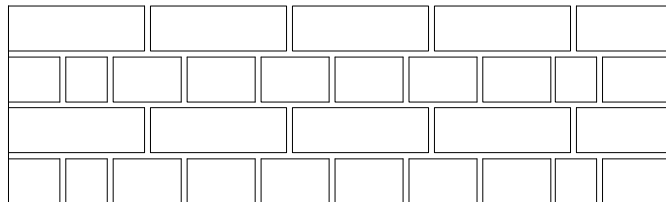
FIG. 94 BONDING PATTERNS



STRETCHER HALF BOND Achieved by cutting all corner bricks to 190mm long



STRETCHER THIRD BOND Natural 70mm metric bond



ENGLISH BOND Similar to using rows of headers



FLEMISH BOND Header / Stretcher pattern

NOTES:

1. Bonding patterns for bricks have been determined over the years by the brick size (half width to length) and by double skinned walls that require binding together. This is not the case with 70mm bricks, but these patterns are still used for visual effect.
2. The pattern can have significant effect on the appearance of the wall. Specific walls may be selected for feature bonding. Contrasting bricks can be incorporated into the pattern.